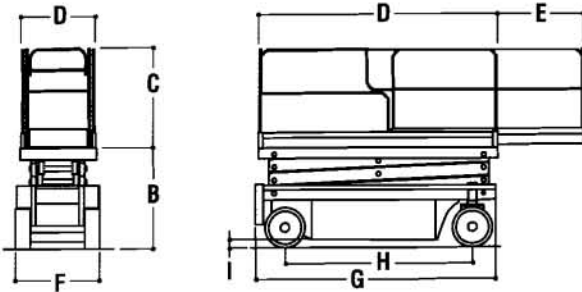
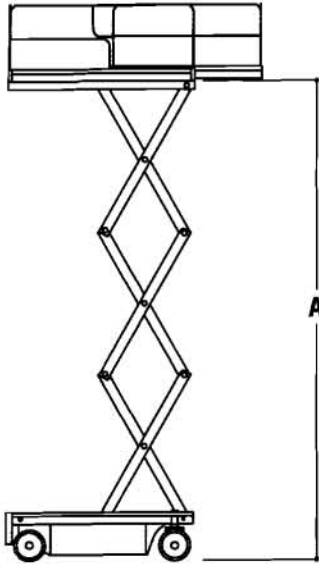


2033E



DIMENSIONAL DATA

A. Platform Height—Elevated20 ft. (6.01 m)
B. Platform Height—Lowered3 ft. 3.5 in. (1.0 m)
C. Platform Railing Height39.5 in. (1.0 m)
D. Platform Dimensions30 x 88 in. (0.76 x 2.24 m)
E. Platform Extension36 in. (0.91 m)
F. Overall Width32 in. (0.83 m)
G. Overall Length96.5 in. (2.45 m)
H. Wheelbase73 in. (1.85 m)
I. Ground Clearance2.13 in. (54 mm)
Platform Capacity750 lbs. (340 kg)
Capacity on Deck Extension250 lbs. (113 kg)
Lift/Lower Speed28/25 sec.
Maximum Drive Height20 ft. (6.01 m)
3 ft. (0.91 m) Manual Deck ExtensionSTD
Deck Materialsteel tread plate

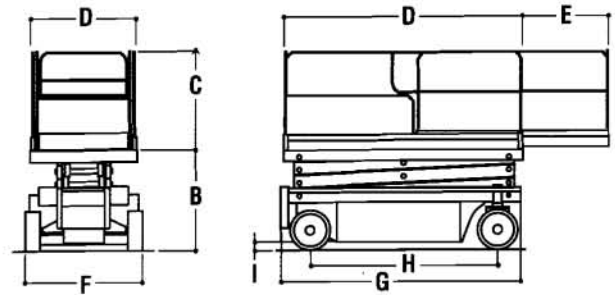
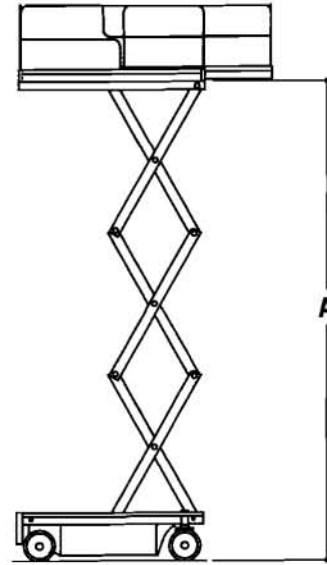
CHASSIS

Drive Speed—Lowered2.75 mph (4.42 km/h)
Drive Speed—Elevated0.7 mph (1.13 km/h)
Gradeability25%
Turning Radius (Inside)1.5 in. (38 mm)
Turning Radius (Outside)90 in. (2.29 m)
Tire Size16 x 5
Brakesdual rear wheel locks

POWER SYSTEM

Batteries4x6V, 220 AH
Charger/MotorAutomatic 24V DC/Series Wound Pump
2 section gear
Hydraulic Reservoir5.5 gal. (20.8 L)
Gross Vehicle Weight3560 lbs. (1615 kg)

2046E



DIMENSIONAL DATA

A. Platform Height—Elevated20 ft. (6.01 m)
B. Platform Height—Lowered3 ft. 3.5 in. (1.0 m)
C. Platform Railing Height39.5 in. (1.0 m)
D. Platform Dimensions42 x 88 in. (1.07 x 2.39 m)
E. Platform Extension36 in. (0.91 m)
F. Overall Width46 in. (1.17 m)
G. Overall Length96.5 in. (2.45 m)
H. Wheelbase73 in. (1.85 m)
I. Ground Clearance2.13 in. (54 mm)
Platform Capacity1000 lbs. (454 kg)
Capacity on Deck Extension250 lbs. (113 kg)
Lift/Lower Speed28/25 sec.
Maximum Drive Height20 ft. (6.01 m)
3 ft. (0.91 m) Manual Deck ExtensionSTD
Deck Materialsteel tread plate

CHASSIS

Drive Speed—Lowered2.25 mph (3.62 km/h)
Drive Speed—Elevated0.7 mph (1.13 km/h)
Gradeability25%
Turning Radius (Inside)14 in. (36 cm)
Turning Radius (Outside)93 in. (2.36 m)
Tire Size16 x 5
Brakesdual rear wheel locks

POWER SYSTEM

Batteries4x6V, 220 AH
Charger/MotorAutomatic 24V DC/Series Wound Pump
2 section gear
Hydraulic Reservoir5.5 gal. (20.8 L)
Gross Vehicle Weight3400 lbs. (1542.2 kg)